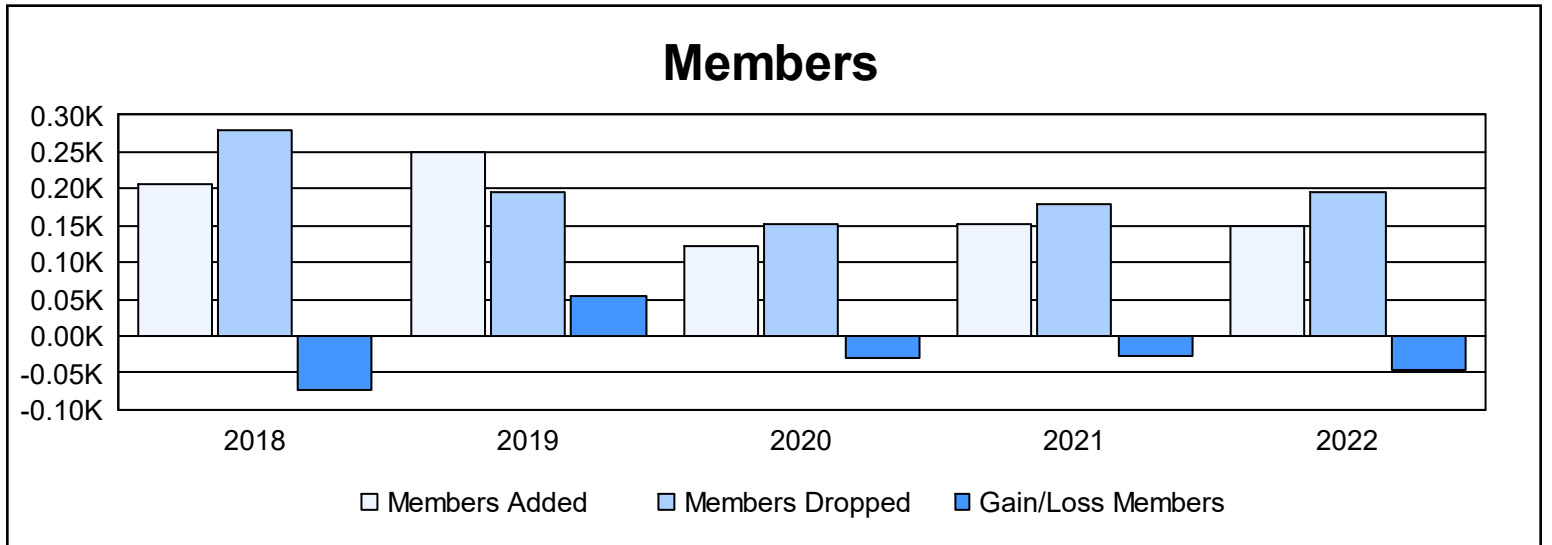
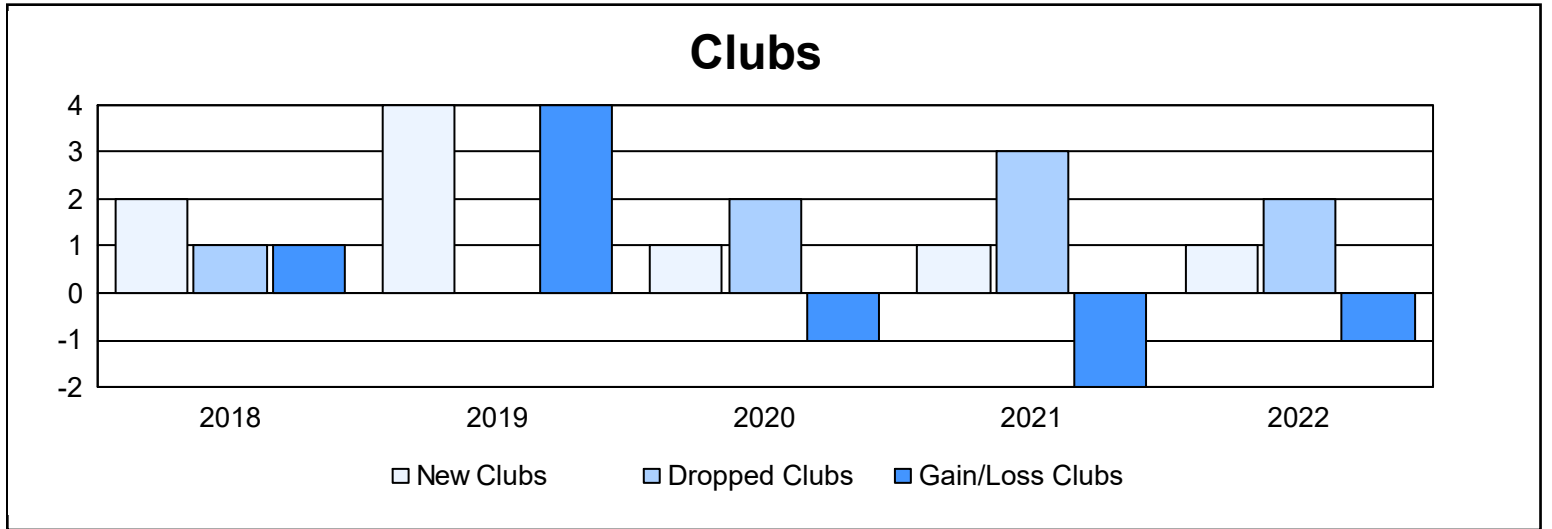
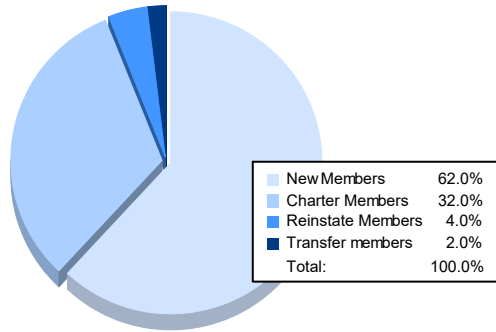


| Year | New Clubs | Dropped Clubs | Gain/ Loss Clubs | New Members | Charter Members | Reinstate Members | Transfer Members | Total Member Added | Total Members Dropped | Gain/ Loss Members |
|----------------|-----------|---------------|------------------|-------------|-----------------|-------------------|------------------|--------------------|-----------------------|--------------------|
| 2017-2018 | 2 | 1 | 1 | 141 | 54 | 6 | 6 | 207 | 280 | -73 |
| 2018-2019 | 4 | 0 | 4 | 128 | 113 | 8 | 2 | 251 | 196 | 55 |
| 2019-2020 | 1 | 2 | -1 | 81 | 39 | 1 | 1 | 122 | 152 | -30 |
| 2020-2021 | 1 | 3 | -2 | 85 | 61 | 6 | 0 | 152 | 180 | -28 |
| 2021-2022 | 1 | 2 | -1 | 93 | 48 | 6 | 3 | 150 | 195 | -45 |
| Average | 2 | 2 | 0 | 106 | 63 | 5 | 2 | 176 | 201 | -24 |



Membership Composition June 2022 Cumulative



Gender Composition June 2022 Cumulative

